

Human Resources 2013-14

Institution: University of Missouri-Columbia (178396)

User ID: 29C0011

Overview

- **Old:** ~~Community Service, Legal, Arts, and Media Occupations~~ Occupations (21-0000 + 23-0000 + 27-0000)
- **Old:** Community Service, Legal, Arts, and Media Occupations

- **New:** Student and Academic Affairs and Other Education Services Occupations (25-2000 + 25-3000 + 25-9000)
- **Old:** Other Teaching and Instructional Support Occupations

One contract type category has been expanded:

- **New:** Multi-year or continuing or at-will contract
- **Old:** Multi-year contract

See the instructions for the **NEW Key Reporting Concepts** section -- basic reporting concepts that will assist you in completing the Human Resources component.

Resources:

To download the survey materials for this component: [Survey Materials](#)

- The IPEDS HR/SOC Information Center can be found at the following website: <http://nces.ed.gov/ipeds/resource/soc.asp>. (The resource center includes the IPEDS/SOC crosswalk, SOC information, the IPEDS HR/SOC Browse Tool, and web tutorials.)

Data reporting reminders:

- Enter data on each displayed screen. If a screen is not applicable, enter at least one zero in a field on the screen.
- Report staff members difficult to categorize in the "Human Resources Survey Evaluation" box at the end of the survey.


To access your prior year data submission for this component: [Reported Data](#)

If you have questions about completing this survey, please contact the **IPEDS Help Desk at 1-877-225-2568**.

Human Resources Screening Questions

Does your institution have any part-time staff?

Part A1 - Full-time Instructional Staff



Part A1 - Full-time Instructional Staff

**Number of Full-time Instructional Staff
Without Faculty Status
As of November 1, 2013**

- Report Hispanic/Latino individuals of any race as Hispanic/Latino
- Report race for non-Hispanic/Latino individuals only
- Include both Primarily Instruction and Instruction Combined with Research and/or Public Service
- Include both non-medical and medical staff

Gender and race/ethnicity	Without Faculty Status
Men	

Part A2 - Full-time Instructional Staff

Part A3 - Full-time Instructional Staff - Totals

Total number of Full-time Instructional Staff

As of November 1, 2013

Race/ethnicity	Total men	Total women	Total (men+women)
Nonresident alien	69	37	106
Hispanic/Latino	28	28	56
American Indian or Alaska Native	3	0	3
Asian	141	55	196
Black or African American	32	25	57
Native Hawaiian or Other Pacific Islander	1	2	3
White	828	576	1,404
T T			150(r)-12140ra1-7724.9(04-11931.)JF5

Race and ethnicity unknown					

Part B2 - Full-time non-instructional staff

Librarians 25-4020	<input type="text" value="0"/>	<input type="text" value="0"/>	<input type="text" value="0"/>	<input type="text" value="0"/>	<input type="text" value="0"/>	<input type="text" value="2"/>	2
Library Technicians 25-4030	<input type="text" value="0"/>	<input type="text" value="0"/>	<input type="text" value="0"/>	<input type="text" value="0"/>	<input type="text" value="0"/>	<input type="text" value="2"/>	2
Student and Academic Affairs and Other Education Services Occupations 25-2000 + 25-3000 + 25-9000	<input type="text" value="0"/>	<input type="text" value="0"/>	<input type="text" value="0"/>	<input type="text" value="0"/>	<input type="text" value="0"/>	<input type="text" value="6"/>	6
Management Occupations 11-0000	<input type="text" value="0"/>	<input type="text" value="0"/>	<input type="text" value="0"/>	<input type="text" value="0"/>	<input type="text" value="0"/>	<input type="text" value="110"/>	110
Business and Financial Operations Occupations 13-0000	<input type="text" value="0"/>	<input type="text" value="0"/>	<input type="text" value="0"/>	<input type="text" value="0"/>	<input type="text" value="0"/>	<input type="text" value="62"/>	62
Computer, Engineering, and Science Occupations 15-0000 + 17-0000 + 19-0000	<input type="text" value="0"/>	<input type="text" value="0"/>	<input type="text" value="0"/>	<input type="text" value="15"/>	<input type="text" value="0"/>	<input type="text" value="110"/>	125

Natural Resources, Construction, and Maintenance Occupations 45-0000 + 47-0000 + 49-0000		483
Production, Transportation, and Communications Occupations 70-0000 + 71-0000 + 72-0000 + 73-0000 + 74-0000 + 75-0000 + 76-0000 + 77-0000 + 78-0000 + 79-0000	6.12 -36.9 I-36.12 -3667 -0000 Na0	

Institution: University of Missouri-Columbia (178396)

User ID: 29C0011

Part G - Salary Worksheet

**Number of Full-time Non-medical Instructional Staff
For Calculation of Total Number of Months**

Annual Salary, 2013-14

- Report number of instructional staff by the number of months to be worked.
- Months reported should correspond with the number of months worked (which may differ from the number of months they are paid).
- Include **ONLY** full-time, non-medical instructional staff.
- Include instructional staff *with* faculty status and *without* faculty status.
- Include instructional staff regardless of tenure status.
- Balance column should include instructional staff whose annual salary covers less than 9 months.


Gender and academic rank	Months worked				Total Staff for Salary reporting	Total Number of Months	Total full-time, non-medical, instructional staff from Part A	Balance
	12 months	11 months	10 months	9 months				
Men								
Professors	81	0	0	233	314	3,069		
Associate professors	66	0	0	186	252	2,466		
Assistant professors	48	0	0	140	188	1,836		
Instructors	11	0	0	8	19	204		
Lecturers	3	0	0	0	3	36		
No academic rank	28	0	0	7	35	399		
Total men	237	0	0	574	811	8,010		
Women								
Professors	20	0	0	89	109	1,041		
Associate professors	50	0	0	132	182	1,788		
Assistant professors	72	0	0	133	205	2,061		
Instructors	35	0	0	30	65	690		
Lecturers	7	0	0	2	9	102		
No academic rank	21	0	0	3	24	279		
Total women	205	0	0	389	594	5,961		
Total (men + women)	442	0	0	963	1,405	13,971	1,405	0

Print Forms (data)

Total (men+women)	5	0	5	457	467
Total from prior year	5		4	484	493


Total women	28	27	87	91	1,224
Total (men+women)	58	45	153	140	1,495
Total from prior year	Do not total 2018-2019 7814				

Print Forms (data)

Race and ethnicity unknown	<input type="text" value="9"/>	<input type="text" value="0"/>	<input type="text" value="2"/>	<input type="text" value="0"/>	<input type="text" value="0"/>	30
Total women	355	14	386	3	1	2,958
Total (men+women)	648	 21	509	29	10	4,506
Total from prior year	688	34	482	30	8	4,668

Part D - Graduate assistants

--

Native Hawaiian or Other Pacific Islander	<input type="text" value="0"/>	<input type="text" value="0"/>	<input type="text" value="0"/>	<input type="text" value="0"/>	<input type="text" value="0"/>	<input type="text" value="0"/>	<input type="text" value="0"/>	<input type="text" value="0"/>	0
White	<input type="text" value="389"/>	<input type="text" value="328"/>	<input type="text" value="0"/>	<input type="text" value="0"/>	<input type="text" value="0"/>	<input type="text" value="0"/>	<input type="text" value="23"/>	<input type="text" value="0"/>	740
Two or more races	<input type="text" value="1"/>	<input type="text" value="3"/>	<input type="text" value="0"/>	<input type="text" value="0"/>	<input type="text" value="0"/>	<input type="text" value="0"/>	<input type="text" value="0"/>	<input type="text" value="0"/>	4
Race and ethnicity unknown	<input type="text" value="4"/>	<input type="text" value="5"/>	<input type="text" value="0"/>	<input type="text" value="0"/>	<input type="text" value="0"/>	<input type="text" value="0"/>	<input type="text" value="0"/>	<input type="text" value="0"/>	9
Total women	558	608	0	0	0	0	38	0	1,204
Total (men+women)	1,262	1,280	0	0	0	0	 65	0	2,607
Total from prior year	1,230	1,291					43		2,564

Natural Resources, Construction, and Maintenance Occupations 45-0000 + 47-0000 + 49-0000	29
Production, Transportation, and Material Moving Occupations 51-0000 + 53-0000	10
Graduate Assistants	2,509
Teaching 25-1191	1,258
Research	1,188
Management Occupations 11-0000	0
Business and Financial Operations Occupations 13-0000	0
Computer, Engineering, and Science Occupations 15-0000 + 17-0000 + 19-0000	0
Community, Social Service, Legal, Arts, Design, Entertainment, Sports, and Media Occupations 21-0000 + 23-0000 + 27-0000	0
Library and Student and Academic Affairs and Other Education Services Occupations 25-4000 + 25-2000 + 25-3000 + 25-9000	63
Healthcare Practitioners and Technical Occupations 29-0000	0
Total	6,630

Total women	4	13	0	51	0	0	68
Total (men+women)							

Print Forms (data)

<u>Race and ethnicity unknown</u>	0	0	0	1	3
Total women	14	9	18	31	120
Total (men+women)	23	12	50	45	205

Part H - New Hires - Full-time non-instructional staff and Total New Hires

White	28	3	60	0	0	326
Two or more races	1	0	0	0	0	3
Race and ethnicity unknown	2	0	1	0	0	7
Total women	43	3	78	0	0	424
Total (men+women)	80	3	88	1	1	695

Institution: University of Missouri-Columbia (178396)

User ID: 29C0011

Human Resources Survey Evaluation

Were any staff members difficult to categorize? If so, please explain in the box below.

Summary

Human Resources Component Summary

IPEDS collects important information regarding your institution. All data reported in IPEDS survey components become available in the IPEDS Data Center and appear as aggregated data in various Department of Education reports. Additionally, some of the reported data appears specifically for your institution through the College Navigator website and is included in your institution's Data Feedback Report (DFR). The purpose of this summary is to provide you an opportunity to view some of the data that, when accepted through the IPEDS quality control process, will appear on the College Navigator website and/or your DFR. College Navigator is updated approximately three months

Healthcare Practitioners and Technical Occupations SOC 29-0000	2,101	1,495	2,599
Service Occupations SOC 31-0000 + 33-0000 + 35-0000 + 37-0000 + 39-0000	1,111	648	1,327
Sales and Related Occupations SOC 41-0000	38	21	45
Office and Administrative Support Occupations SOC 43-0000	2,181	509	2,351
Natural Resources, Construction, and Maintenance Occupations SOC 45-0000 + 47-0000 + 49-0000	483	29	493
Production, Transportation, and Material Moving Occupations SOC 51-0000 + 53-0000	126	10	129

NOTE: Full-time-equivalent (FTE) staff is calculated by summing the total number of full-time staff and adding one-third of the total number of part-time staff. Graduate assistants are not included in the above figures. Many of the FTE figures may be included in the DFR.

Human Resources

--	--	--	--	--