

Overview

Human Resources Overview

Welcome to the IPEDS Human Resources (HR) survey component. This survey collects important information about your institution's faculty and staff.

Recent changes

- New occupational categories replaced the primary function/occupational activity categories previously used in the IPEDS HR survey. The change was required to align the IPEDS HR categories with the 2010 Standard Occupational Classification (SOC) System. For additional information on the IPEDS HR survey and how it relates to the 2010 SOC system, refer to the section of the IPEDS HR instructions called, "Reporting Staff by Occupational Category."

Human Resources Screening Questions



Human Resources Screening Questions

Does your institution have a tenure system?

*If you answer **Yes** to this question, you will be provided the screens to report some data by tenure status.*

		Yes		No
--	---	-----	---	----

Does your institution have graduate assistants?

*If you answer **Yes** to this question, you will be provided the screens to report graduate assistants.*

		Yes		No
--	---	-----	---	----

Did your institution hire any full-time permanent staff who were included on the payroll of the institution between July 1 and October 31, 2012 either for the *first time* (new to the institution) or *after a break in service* AND who were still on the payroll of the institution


--	--	--	--	--

Part A - Full-time instructional staff

Institution: University of Missouri-System Office (178439)

User ID: 29C0011

Part A - Full-time instructional staff - Totals**Total number of full-time instructional staff
by gender and race/ethnicity****As of November 1, 2012**

Race/ethnicity	Total men	Total women	Total (men+women)
<u>Nonresident alien</u>	0	0	0
<u>Hispanic/Latino</u>	0	0	0
<u>American Indian or Alaska Native</u>	0	0	0
<u>Asian</u>	0	0	0
<u>Black or African American</u>	0	0	0
<u>Native Hawaiian or Other Pacific Islander</u>	0	0	0
<u>White</u>	0	0	0
Two or more races	0	0	0
<u>Race and ethnicity unknown</u>	0	0	0
Total	0	0	0 

Total women	0	0	54	0	0	275
Total (men+women)	1	0	62	0	1	485

Part D - Part-time staff

--

<u>Race and ethnicity unknown</u>	<input type="text" value="0"/>	<input type="text" value="0"/>	<input type="text" value="0"/>	<input type="text" value="0"/>	<input type="text" value="0"/>	0
Total women	1	0	3	0	0	12
Total (men+women)	4	0	7	0	0	24

Computer, Engineering, and Science		0
Community Service, Legal, Arts, and Media		0
Library and Instructional Support		0
Healthcare Practitioners and Technical		0
Total		29

Total (men+women)	2	4	3	1	0
------------------------------	---	---	---	---	---



<u>Race and ethnicity unknown</u>	<input type="text" value="0"/>	<input type="text" value="0"/>	<input type="text" value="0"/>	<input type="text" value="0"/>	<input type="text" value="0"/>	0
Total women	0	0	2	0	0	10
Total (men+women)	0	0	2	0	0	14

Human Resources Survey Evaluation

Were any staff members difficult to categorize? If so, please explain in the box below.

<div style="border: 1px solid gray; height: 97px; width: 100%;"></div>
--

Prepared by m6



Institution: University of Missouri-System Office (178439)

User ID: 29C0011

Summary

Human Resources Component Summary (Applicable to Degree-granting institutions and Related Administrative Offices)

IPEDS collects important information regarding your institution. All data reported in IPEDS survey components become available in the IPEDS Data Center and appear as aggregated data in various Department of Education reports. Additionally, some of the reported data appears specifically for your institution through the College Navigator website and is included in your institution's Data Feedback Report (DFR). The purpose of this summary is to provide you an opportunity to view some of the data that, when accepted through the IPEDS quality control process, will appear on the College Navigator website and/or your DFR. College Navigator is updated approximately three months after the data collection period closes and Data Feedback Reports will be available through the ExPT and sent to your institution's CEO in November 2013.

Please review your data for accuracy. If you have questions about the data displayed below after reviewing the data reported on the survey screens, please contact the IPEDS Help Desk at: 1-877-225-2568 or ipedshelp@rti.org.

Number of staff by employment status and occupational category: Fall 2012			
Occupational category	Reported values		FTE staff
	Number of full-time staff	Number of part-time staff	
Total number of staff	485	24	493
Postsecondary Teachers	13	0	13
Instructional Staff	0	0	0
Instruction	0	0	0
Exclusively credit	0	0	0
Exclusively not-for-credit	0	0	0
Combined credit/not-for-credit	0	0	0
Instruction/research/public service	0	0	0
Research	0	0	0
Public Service	13	0	13
Library and Instructional Support Occupations	29	4	30
Librarians, Curators, and Archivists	20	3	21
Archivists, Curators, and Museum Technicians	10	3	11
Librarians	7	0	7
Library Technicians	3	0	3
Other Teachers and Instructional Support Staff	9	1	9
Management Occupations	101	3	102
Business and Financial Operations Occupations	104	4	105
Computer, Engineering, and Science Occupations	163	2	164
Community Service, Legal, Arts, and Media Occupations	11	0	11
Healthcare Practitioners and Technical Occupations	0	0	0
Service Occupations	1	4	2
Sales and Related Occupations	0	0	0
Office and Administrative Support Occupations	62	7	64
Natural Resources, Construction, and Maintenance Occupations	0	0	0

Production, Transportation, and Material Moving Occupations

1

0

1

NOTE: Full-time-equivalent (FTE) staff is calculated by summing the total number of full-time staff and adding one-third of the total number of part-time staff. Graduate assistants are not included in the above figures. Many of the FTE figures may be included in the DFR.

Institution: University of Missouri-System Office (178439)

User ID: 29C0011

Edit Report

Human Resources

University of Missouri-System Office (178439)

Source	Description	Severity	Resolved	Options
--------	-------------	----------	----------	---------

Global Edits

Perform Edits	The total number of full-time and part-time instructional staff reported must be greater than zero. Please correct your data or contact the IPEDS Help Desk for assistance at 1-877-225-2568. (Error #1298)	Fatal	Yes	
Reason:	Overridden by administrator. This is a system office and as such does not have instructional staff. JLM			
Related Screens:	FT Instructional by function, PT staff by Tenure status and Occupation - 1			

Screen: FT Instructional by function

Perform Edits	The total number of full-time instructional staff at your institution is expected to be greater than zero. Please correct your data or explain. (Error #1404)	Explanation	Yes	
Reason:	University of Missouri-System Office is an administrative unit that does not offer classes, therefore has no full-time instructional staff.			
Related Screens:	FT Instructional Totals, FT Instructional by function			

Screen: FT Instructional Totals

Perform Edits	The total number of full-time instructional staff at your institution is expected to be greater than zero. Please correct your data or explain. (Error #1404)	Explanation	Yes	
Reason:	University of Missouri-System Office is an administrative unit that does not offer classes, therefore has no full-time instructional staff.			
Related Screens:	FT Instructional Totals			