

Overview

Academic Libraries Overview

Welcome to the IPEDS Academic Libraries (AL) survey co

Screening Question

Is the library collection entirely electronic?

<input type="radio"/>	Yes	<input checked="" type="radio"/>	No
-----------------------	-----	----------------------------------	----





Library Collections/Circulation

Section I:
 For all degree-granting institutions with
 library expenditures >0 as reported on IC Header

NOTE - This section of the survey collects data on selected types of material. It does not cover all materials.
 Report the total number of each category held at the END of Fiscal Year 2014.

<u>Library Collections</u>	Physical	Digital/Electronic
Books	474,540	583,803
Databases		88
Media	2,352	8,726
Total	476,892	592,617
Library Circulation	21,694	239,016

Expenditures and Interlibrary Services



Prepared by

Summary

Academic Libraries Component Summary

IPEDS collects important information regarding your institution. All data reported in IPEDS survey components become available in the IPEDS Data Center and appear as aggregated data in various Department of Education reports. Additionally, some of the reported data appears in your institution's Data Feedback Report (DFR). The purpose of this summary is to provide you an opportunity to view some of the data that, when accepted through the IPEDS quality control process, will appear on your DFR. Data Feedback Reports will be available through the [Data Center](#) and sent to your institution's CEO in November 2015.

Please review your data for accuracy. If you have questions about the data displayed below after reviewing the data reported on the survey screens, please contact the IPEDS Help Desk

Institution: Missouri University

of Science and Technology (178411)

User ID: 29C0011

Edit Report

[Academic Libraries](#)