

Overview

Institutional Characteristics Overview

Welcome to the Institutional Characteristics (IC) component. This component collects important information about your institution's mission, admissions, student services, and student charges.

Much of the data reported on IC appear on College Navigator, a college search service for students. **Please report data correctly, as College Navigator is only updated one time after IC data have been reviewed, so errors may stay on the website for a full year.**

Additionally, the cost of attendance data are used to calculate the net price of attendance in the Student Financial Aid component. This has important implications for what students see about your institution, and also for the College Affordability and Transparency lists.

Remember, **it is the responsibility of the keyholder to provide NCES with accurate data about the institution.** Please never hesitate to call the IPEDS Help Desk and ask for help to make sure that you are reporting correctly!

Part A - Mission Statement

1. Provide the institution's mission statement or a web address (URL) where the mission statement can be found. Typed statements are limited to 2,000 characters or less. The mission statement will be available to the public on College Navigator.

Mission Statement URL:	<input type="text" value="http://chancellor.mst.edu/mission/"/>
Please begin URL with "http://" or "https://"	

Institution: Missouri University of Science and Technology (178411)

User ID: 29C0011

Part B - Admissions and Estimated Enrollment

1. Does your institution have an open admission policy for all or most entering first-time degree/certificate-seeking undergraduate-level students?

If the only requirement for admission is a high school diploma or GED/other equivalent, your institution is still considered open admission. Institutions that require only an Ability to Benefit or similar test beyond the diploma/equivalent, and only reject a very small number of students based on the test, are also considered open admission.


If your institution does not have an open admission policy, you will be expected to answer additional questions (B2, B3, and B4) regarding your admissions procedures and admissions yield.



Yes



No


 You may use the space below to provide context for the data you've reported above. These context notes will be posted on the College Navigator website, and should be written to be understood by students and parents.

Part B - Admission Requirements and Services - Admission Considerations

--	--	--	--	--

ACT Writing



 You may use the space below to provide context for the data you've reported above. These context notes will be posted on the College Navigator website, and should be written to be understood by students and parents.

Part B - Estimated Fall Enrollment

Estimated 2012 Fall Enrollment

Part C - Disability Service

Part D - Undergraduate Student Charges

Charge Code	Description	Rate	Units	Total
-------------	-------------	------	-------	-------

Part D - Graduate Student Charges

If the institution charges an application fee, indicate the amount.

	Amount	Prior year
<u>Graduate application fee</u>	50	50

*Please do not include tuition for Doctor's Degree – Professional Practice programs.
Data for those programs are collected separately.*

7. Charges to full-time graduate students for the full academic year 2012-13

	<u>In-district</u>	Prior year	<u>In-state</u>	Prior year	<u>Out-of-state</u>	Prior year
Average <u>tuition</u>	8,508	7,841	8,508	7,841	21,965	20,244
<u>Required fees</u>	1,038	1,012	1,038	1,012	1,038	1,012

8. Per credit hour charge for part-time graduate students


	<u>In-district</u>	Prior year	<u>In-state</u>	Prior year	<u>Out-of-state</u>	Prior year
<u>Per credit hour charge</u>	355	327	355	327	915	844

Part D - Student Charges - Room and Board

10. What are the typical room and board charges for a student for the full academic year 2012-13?

If your institution offers room or board at no charge to students, enter zero.

If you report room and board separately, leave the combined charge blank. If you report a combined charge, leave the



Alternative tuition plans	N/A
---------------------------	-----

ADMISSIONS INFORMATION

Open admission	No		
Undergraduate application fee 2012-13	\$50		
Undergraduate Admissions Fall 2012	Total	Male	Female
Number of applicants	2,858	2,226	616
Percent admitted	89%	89%	90%
Percent admitted who enrolled	44%	45%	42%
Admissions Considerations	Required	Recommended	
	Secondary school GPA Secondary school rank Secondary school record Completion of college-preparatory program Admission test scores (SAT/ACT) TOEFL (Test of English as a Foreign language)	Recommendations	
Test Scores Fall 2012 (enrolled full-time students)	# Submitting Scores	% Submitting Scores	
SAT	115	10%	
ACT	1,088	97%	
	25 th Percentile	75 th Percentile	
SAT Critical Reading	520	660	
SAT Math	610	700	
SAT Writing	N/A	N/A	
ACT Composite	26	31	
ACT English	24	31	
ACT Math	26	31	
ACT Writing	N/A	N/A	

