

[Print Form\(s\)](#)
[Get PDF File](#)
[Go Back](#)

## Institutional Characteristics 2011-12

Institution: University of Missouri-St Louis (178420)

User ID: 29C0011

### Overview

#### Institutional Characteristics Overview

Welcome to the Institutional Characteristics (IC) survey. This survey collects important information about your institution's mission, admissions, students services, and student charges.

Much of the data reported on IC appear on College Navigator, a college search service for students. **Please report data correctly, as College Navigator is only updated one time after IC data have been reviewed, so errors may stay on the website for a full year.** Financial Aid survey. This has important implications for what students see about your institution, and also College Affordability and Transparency lists.

Remember, **it is the responsibility of the keyholder to provide NCES with accurate data about the institution.** Please never hesitate to call the IPEDS Help Desk and ask for help to make sure that you are reporting correctly.

#### Changes to Institutional Characteristics:

- The systems question is now part of the IC Header.
- There is a new question that asks whether all of the programs at your institution are offered complete distance education.
- **!! Cost (price) of attendance data for program reporters will be collected for the length of the program and fees, books and supplies) or for 4 weeks (room and board, other expenses). This is to better approximate cost of attendance with SFA data for the net price calculation. Based on the data entered, program attendance and academic year cost of attendance will be calculated. Please review all of these values very carefully**

Reviews of the IC survey data indicate a number of places where many people make errors. Please review the common errors listed below to ensure your institution does not make any reporting errors which may affect your institution's appearance to students and others.

- **Do not try to outsmart fatal errors.** In some cases, this provides false information to students or cause an institution to appear on the College Affordability and Transparency lists. Fatal errors are to be avoided - contact the Help Desk at 877.225.2568 and they will happily help you to figure out what you are doing incorrectly, or provide an override if necessary.
- **Admissions data are for first-time students only.**
- **Many institutions are open admission but indicate that they are not.** If your institution only requires a GED or other high school equivalent and/or an ability to benefit test, and admits almost all students who apply, your institution is open admission.
- **If your institution makes numerous exceptions to an on-campus housing requirement, you should not indicate that you require students to live on campus.** This leads to inconsistent and problematic reporting on the Student Financial Aid survey.  
**Academic year reporters need to report tuition, fees, and living expenses**  
 . In order to be consistent with other institutions in IPEDS, please use the IPEDS definition of an academic year.

To download survey materials package for this component: [Survey Materials](#)

To see last year's data submission for this component: [Reported Data](#)

**Part A - Mission Statement**

**1. Provide the institution's mission statement a web address (URL) where the mission statement can be found. Typed statements are limited to 2,000 characters or less. The mission statement will be available to the**

**Part B - Admissions and Estimated Enrollment**

Institution: University of Missouri-St Louis (178420)


User ID: 29C0011

**Part B - Admission Requirements and Services - Admission Considerations**

2. Please select the option that best describes how your institution uses any of the following data in its undergraduate selection process.

Admission Considerations	Required	Recommended	Neither Required nor Recommended	Don't Know
Secondary school GPA	<input checked="" type="radio"/>	<input type="radio"/>	<input type="radio"/>	<input type="radio"/>
Secondary school rank	<input checked="" type="radio"/>	<input type="radio"/>	<input type="radio"/>	<input type="radio"/>
Secondary school record	<input checked="" type="radio"/>	<input type="radio"/>	<input type="radio"/>	<input type="radio"/>
Completion of college-preparatory program	<input checked="" type="radio"/>	<input type="radio"/>	<input type="radio"/>	<input type="radio"/>
Recommendations	<input type="radio"/>	<input type="radio"/>	<input checked="" type="radio"/>	<input type="radio"/>
Formal demonstration of competencies (e.g., portfolios, certificates of mastery, assessment instruments)	<input type="radio"/>	<input type="radio"/>	<input checked="" type="radio"/>	<input type="radio"/>
<u>Admission test scores</u>				
<u>SAT / ACT</u>	<input checked="" type="radio"/>	<input type="radio"/>	<input type="radio"/>	<input type="radio"/>
Other Test (ABT, Wonderlic, WISC-III, etc.) Note: If this is the only requirement other than a diploma or equivalent, and few students are not admitted due to this test, please return to question 1 and indicate that your institution is open admission.	<input type="radio"/>	<input type="radio"/>	<input checked="" type="radio"/>	<input type="radio"/>
<u>TOEFL</u> (Test of English as a Foreign Language)	<input checked="" type="radio"/>	<input type="radio"/>	<input type="radio"/>	<input type="radio"/>

**Part B - Admission Requirements and Services - Selection Process**



**Part B - Estimated Fall Enrollment**

**Estimated 2011 Fall Enrollment**

Estimates should be based on the definitions used in the IPEDS Fall Enrollment component submitted during the spring collection (for academic institutions report an estimate of the students that are/will be enrolled as of October 15, 2011; for program reporter institutions report an estimate of students enrolled in your institution at any time between August 1 and October 31, 2011). Prior year (PY) Fall Enrollment counts are provided for reference.

	<b>FT PY</b>		<b>PT PY</b>	
<b>Full-time</b>	<b>Enroll- ment</b>	<b>Part-time</b>	<b>Enroll- ment</b>	<b>Total</b>

**Undergraduate (academic or occupational programs)**





**Part C - Student Services - Services, Library, Tuition**

**4. Which of the following selected student services are offered by your institution? [Check all that apply]**

- Remedial services
- Academic/career counseling services
- Employment services for current students
- Placement services for program completers
- On-campus day care for children of students
- None of the above

**5. Does your institution have its own library or are you financially supporting a shared library with another postsecondary education institution?**

- Have our own library
- Do not have our own library but contribute financial support to a shared library
- Neither of the above

**6. Indicate whether or not any of the following alternative tuition plans are offered by your institution.**

- No
- Yes
  - Tuition guarantee
  - Prepaid tuition plan
  -

Institution: University of Missouri-St Louis (178420)

User ID: 29C0011


**Part C - Disability Service**

Please indicate the percentage of all undergraduates enrolled during fall 2010 who were formally registered as students with disabilities with the institution's office of disability services (or the equivalent office).

3 percent or less

More than 3 percent:

 %

 You may use the space below to provide context for the data you've reported above. These context notes will be posted on the College Navigator website, and should be written to be understood by students and parents.

Institution: University of Missouri-St Louis (178420)

User ID: 29C0011

**Part D - Student Charges Questions****1. Are all full-time, first-time degree/certificate-seeking students required to live on campus or in institutionally-controlled housing?**

If you answer  to this question, you will not be asked to report off-campus room and board in the price of attendance (D11).

If you make any exceptions to this rule, and have first-time, full-time students living off-campus, please answer  so that this does not cause conflicts with the Student Financial Aid survey.

 No Yes**2. Does your institution charge different tuition for in-district, in-state, or out-of-state students?**

If you answer  to this question, you will be expected to report tuition amounts for in-district, in-state, and out-of-state students.

Please only select  if you really charge different tuition rates, or you will be reporting the same numbers 3 times.

 No Yes**3. Does your institution offer institutionally-controlled housing (either on or off campus)?**

If you answer  to this question, you will be expected to specify a housing capacity, and to report a room charge or a combined room and board charge (D10).

 No Yes

Specify housing capacity for academic year 2011-12

**4. Do you offer board or meal plans to your students?**

If you answer  to this question, you will be expected to report a board charge or combined room and board charge (D10).

 No Yes - Enter the number of meals per week in the maximum meal plan available Yes - Number of meals per week can vary (e.g., students' charge meals against a meal card)

**Part D - Undergraduate Student Charges**

If the institution charges an application fee, indicate the amount.

**Amount**

**Prior year**

Under[(d 1 )r[(duicat)-7(e)62(ap)-9l, icatn

**Part D - Graduate Student Charges**

If the institution charges an application fee, indicate the amount.

	Amount	Prior year
<u>Graduate application fee</u>	<input type="text" value="35"/>	35

7. Charges to full-time graduate students for the full academic year 2011-12

**Part D - Student Charges - Graduate, Doctor's Professional Practice Tuition**

9. List the typical tuition and required fees for a full-time doctor's - professional practice student in any of the selected programs for the full academic year 2011-12.

**DO NOT include room and board charges**

Doctor's degree - professional practice

	In-state	Out-of-state
<b>1. Chiropractic (D.C. or D.C.M.):</b>		
<u>Tuition amount</u>	<input type="text"/>	<input type="text"/>
<u>Required fees</u>	<input type="text"/>	<input type="text"/>
<b>2. Dentistry (D.D.S. or D.M.D.):</b>		
<u>Tuition amount</u>	<input type="text"/>	<input type="text"/>
<u>Required fees</u>	<input type="text"/>	<input type="text"/>
<b>3. Medicine (M.D.):</b>		
<u>Tuition amount</u>	<input type="text"/>	<input type="text"/>
<u>Required fees</u>	<input type="text"/>	<input type="text"/>
<b>4. Optometry (O.D.):</b>		
<u>Tuition amount</u>	18,720	34,256
<u>Required fees</u>	1,326	1,326
<b>5. Osteopathic Medicine (D.O.):</b>		
<u>Tuition amount</u>	<input type="text"/>	<input type="text"/>
<u>Required fees</u>	<input type="text"/>	<input type="text"/>
<b>6. Pharmacy (Pharm.D.):</b>		
<u>Tuition amount</u>	<input type="text"/>	<input type="text"/>
<u>Required fees</u>	<input type="text"/>	<input type="text"/>
<b>7. Podiatry (Pod.D., D.P., or D.P.M.):</b>		
<u>Tuition amount</u>	<input type="text"/>	<input type="text"/>
<u>Required fees</u>	<input type="text"/>	<input type="text"/>

**Part D - Student Charges - Room and Board**

**10. What are the typical room and board charges for a student for the full academic year 2011-12?**

*If your institution offers room or board at no charge to students, enter zero.*

*If you report room and board separately, leave the combined charge blank. If you report a combined charge, leave the room and board charges blank.*

Room and board charges

**Part D - Student Charges - Price of Attendance**




Other expenses

7,996

8,788

9,390

9,444

 You may use the space below to provide context for the data you've reported above. These context notes will be posted on the College Navigator website, and should be written to be understood by students and parents.

Institution: University of Missouri-St Louis (178420)

User ID: 29C0011

**Part E - Athletic Association**

**1. Is this institution a member of a national athletic association?**

- No
- Yes - Check all that apply
  - National Collegiate Athletic Association (NCAA)
  - National Association of Intercollegiate Athletics (NAIA)
  - National Junior College Athletic Association (NJCAA)
  - United States Collegiate Athletic Association (USCAA)
  - National Christian College Athletic Association (NCCAA)
  - Other

**2. If this institution is a member of the NCAA or NAIA, specify the conference FOR EACH SPORT using the pull down menu.**

Sport	NCAA or NAIA member		Conference
Football	<input checked="" type="radio"/> No	<input type="radio"/> Yes-Specify	Select One
Basketball	<input type="radio"/> No	<input checked="" type="radio"/> Yes-Specify	Great Lakes Valley Conference
Baseball	<input type="radio"/> No	<input checked="" type="radio"/> Yes-Specify	Great Lakes Valley Conference
Cross country and/or track	<input checked="" type="radio"/> No	<input type="radio"/> Yes-Specify	Select One

## Summary

### **Institutional Characteristics Component Summary Academic Year Reporters**

IPEDS collects important information regarding your institution. All data reported in IPEDS survey components become available in the IPEDS Data Center and appear as aggregated data



Institution: University of Missouri-St Louis (178420)

User ID: 29C0011

**Explanation Report**

Number	Source	Location	Description	Severity	Accepted
<b>Screen: Part B - Admission Requirements and Services - Selection Process</b>					
1	Row: 19 Col: 2	Screen Entry	The number of enrolled first-time, degree/certificate seeking students that submitted test scores should be greater than or equal to the total number of first-time students enrolled full-time and part-time. Please fix or explain.	Explanation	Yes
Reason:	The SAT is not the primary test used for entrance into the University of Missouri, the ACT is. The low number of SAT represents students who come from outside of the Midwest region.				
2	Row: 27 Col: 2	Screen Entry	You reported the number of students who submitted SAT test scores but you did not enter any percentiles. Please explain or fix.	Explanation	Yes
Reason:	SAT Critical Reading scores are not available.				
3	Row: 27 Col: 3	Screen Entry	You reported the number of students who submitted SAT test scores but you did not enter any percentiles. Please explain or fix.	Explanation	Yes
Reason:	SAT Critical Reading scores are not available.				
4	Row: 29 Col: 2	Screen Entry	You reported the number of students who submitted SAT test scores but you did not enter any percentiles. Please explain or fix.	Explanation	Yes
Reason:	SAT Writing scores are not available.				
5	Row: 29 Col: 3	Screen Entry	You reported the number of students who submitted SAT test scores but you did not enter any percentiles. Please explain or fix.	Explanation	Yes
Reason:	SAT Writing scores are not available.				
6	Row: 33 Col: 2	Screen Entry	You reported the number of students who submitted ACT test scores but you did not enter any percentiles. Please explain or fix.	Explanation	Yes
Reason:	ACT Writing scores are not available.				
7	Row: 33 Col: 3	Screen Entry	You reported the number of students who submitted ACT test scores but you did not enter any percentiles. Please explain or fix.	Explanation	Yes
Reason:	ACT Writing scores are not available.				
<b>Screen: Part B - Estimated Fall Enrollment</b>					
8	Row: 8 Col: 5	Screen Entry	The number you entered, 24, is outside the expected range of within 30% of the number reported in last year's Enrollment. Please fix or explain.	Explanation	Yes
Reason:	The is an official headcount number, not an estimate.				

Print Form(s)

Get PDF File

Go Back