



Institution: University of Missouri-Kansas City (178402)

User ID: 29C0011

Part C Selection**Part C (Residence of First-Time Degree/Certificate-Seeking Undergraduates) is optional this year.****Do you wish to complete Part C this year?****If you select 'Yes', you will be expected to complete the Part C screens.****If you select 'No', you will skip Part C.**

<input type="radio"/>		Yes, I will complete Part C
<input type="radio"/>		No, I will not complete Part C

Part A - Fall Enrollment for Full-Time Undergraduate Students

Enrollment as of the institution's official fall reporting date or as of October 15, 2013

Full-time Undergraduate Students

Race/Ethnicity Reporting Reminder:

- Report Hispanic/Latino individuals of any race as Hispanic/Latino
- Report race for non-Hispanic/Latino individuals only

Enrolled for <u>credit</u>	<u>Degree/certificate-seeking</u>			Total degree/certificate-seeking	Non-degree/non-certificate-seeking	Total, full-time undergraduate students
	<u>First-time</u>	<u>Transfer-in</u>	Continuing			
Men						
<u>Nonresident alien</u>	25	9	174	208	59	267
<u>Hispanic/Latino</u>	35	34	131	200	0	200
<u>American Indian or Alaska Native</u>	2	0	4	6	0	6
<u>Asian</u>	36	17	151	204	2	206
<u>Black or African American</u>	65	50	232	347	1	348
<u>Native Hawaiian or Other Pacific Islander</u>	0	2	3	5	0	5
<u>White</u>	240	290	1,145	1,675	8	1,683
Two or more races	19	16	47	82	0	82
<u>Race and ethnicity unknown</u>	20	25	108	153	0	153
Total men	442	443	1,995	2,880	70	2,950
Total men prior year	440	458	2,003	2,901	61	2,962
Women						
<u>Nonresident alien</u>	14	13	69	96	41	137
<u>Hispanic/Latino</u>	46	42	181	269	0	269
<u>American Indian or Alaska Native</u>	2	1	9	12	0	12
<u>Asian</u>	54	33	172	259	0	259
<u>Black or African American</u>	348	10	0	358	0	358

5.48 -60001 reSBT9 0 0 9 21.72 4091BT6-51.6667 -2.62 TD.0014 Tc(Wh)4.2(ite)TJET21.78 389.52 22.92 .54001 ref44.7 390.12 -22.10033.60001 reSBT9

Print Forms (data)

Grand total (men+women)	1,060	1,014	4,625	6,699	114	6,813
Grand total (men+women) prior year	1,101	1,083	4,608	6,792	102	6,894

Print Forms (data)

Grand total (men+women)	18	357	1,235	1,610	1,804	3,414
Grand total (men+women) prior year	24	388	1,243	1,655	2,065	3,720

Part A - Fall Enrollment by Distance Education Status

Enrollment as of the institution's official fall reporting date or as of October 15, 2013

	<u>Undergraduate Students</u>		<u>Graduate Students</u>
	<u>Degree/Certificate Seeking</u>	Non-Degree/Certificate Seeking	
Enrolled exclusively in distance education courses	537	12	485
Enrolled in some but not all distance education courses	2,434	7	727
Not enrolled in any distance education courses	5,338	1,899	4,279
Total (alTotal)			

Institution: University of Missouri-Kansas City (178402)

User ID: 29C0011


Part A - Fall Enrollment by Distance Education Status

Of those students exclusively enrolled in distance education courses, report the number that are:		<u>Undergraduate Students</u>		<u>Graduate Students</u>
		<u>Degree/Certificate Seeking</u>	Non-Degree/Certificate Seeking	
Located in	MO	340	10	294
Located in the U.S. but not in	MO	197	2	190
Located in the U.S. but state/jurisdiction unknown		0	0	0
Located outside the U.S.		0	0	1
Location unknown/unreported		0	0	0
Total students exclusively enrolled in distance education (from section above)		537	12	485

Part B - Fall Enrollment by Age and Gender for Full-time Graduate Students

Part C - Screening Question

Did any of your first-time degree/certificate-seeking undergraduate students (reported in Part A) enroll within 12 months of graduating high school or receiving their GED?

Institution: University of Missouri-Kansas City (178402)

User ID: 29C0011

Part C - Residence of First-time Undergraduates

NOTE: These data are optional this year.

Enrollment as of the institution's official fall reporting date or as of October 15, 2013

State of <u>residence</u> when student was first admitted	FIPS Code	Total <u>first-time</u> degree/certificate-seeking undergraduates (1)	Of students in column 1, those who enrolled within 12 months of high school graduation or receiving their GED (2)
Maryland	24	<input type="text" value="1"/>	<input type="text" value="1"/>
Massachusetts	25	<input type="text"/>	<input type="text"/>
Michigan	26	<input type="text"/>	<input type="text"/>
Minnesota	27	<input type="text" value="5"/>	<input type="text" value="5"/>
Mississippi	28	<input type="text"/>	<input type="text"/>
Missouri	29	<input type="text" value="771"/>	<input type="text" value="739"/>
Montana	30	<input type="text"/>	<input type="text"/>
Nebraska	31	<input type="text" value="10"/>	<input type="text" value="10"/>
Nevada	32	<input type="text"/>	<input type="text"/>
New Hampshire	33	<input type="text"/>	<input type="text"/>
New Jersey	34	<input type="text" value="1"/>	<input type="text" value="1"/>
New Mexico	35	<input type="text"/>	<input type="text"/>
New York	36	<input type="text"/>	<input type="text"/>
North Carolina	37	<input type="text"/>	<input type="text"/>
North Dakota	38	<input type="text" value="1"/>	<input type="text" value="1"/>
Ohio	39	<input type="text" value="1"/>	<input type="text" value="1"/>
Oklahoma	40	<input type="text" value="5"/>	<input type="text" value="5"/>
Oregon	41	<input type="text"/>	<input type="text"/>
Pennsylvania	42	<input type="text"/>	<input type="text"/>
Rhode Island	44	<input type="text"/>	<input type="text"/>

Institution: University of Missouri-Kansas City (178402)

User ID: 29C0011

Part E - First-time Bachelor's Cohort Retention Rates (Part-time)

Retention Rates

Part-time, First-time Bachelor's Cohort from Fall 2012

Academic reporters determine the cohort and retention as of the institution's official fall reporting date or as of October 15. Program reporters determine the cohort with enrollment any time between August 1 and October 31, 2012 and retention based on August 1, 2013.

The retention rate is calculated by the system after clicking "Save" on the screen. Exclusions are subtracted from the original cohort and the resulting adjusted cohort is used for calculating the retention rate.

Retention Data Reporting Reminders:

- Include only **part-time, first-time bachelor's-seeking** students in this cohort.
- Determine part-time using Fall 2012 attendance status (e.g. if a student was part-time in Fall 2012, report them in the part-time cohort regardless of their Fall 2013 status).
- If there are no students to report in the cohort, enter zero. Do not leave the field blank.
- Report in the exclusions box (line E7) the number of students from the cohort who left the institution for any of the following reasons: died or were totally and permanently disabled; to serve in the armed forces (including those called to active duty); to serve with a foreign aid service of the Federal Government (e.g. Peace Corps); or to serve on official church missions.

Prior year data (Fall 2011 cohort)

PART-TIME, FIRST-TIME BACHELOR'S COHORT RETENTION:

E6	Part-time, first-time Fall 2012 bachelor's cohort	<input type="text" value="24"/>	47	
E7	<u>Exclusions</u> from the Fall 2012 cohort	<input type="text" value="0"/>	0	
E8	Adjusted Fall 2012 cohort (line E6 - line E7)	24	47	
E9	Students from Fall 2012 cohort still enrolled as of Fall 2013	<input type="text" value="12"/>	18	
E10	Part-time, first-time Fall 2012 bachelor's cohort retention rate (line E9 / line E8)	50 %	38	%

 You may use the space below to provide context for the data you've reported above.

These context notes will be posted on the College Navigator website, and should be written to be understood by students and parents.

Summary

Fall Enrollment Survey Summary Four-Year Institutions with Graduate Students

IPEDS collects important information regarding your institution. All data reported in IPEDS survey components become available in the IPEDS Data Center and appear as aggregated data in various Department of Education reports. Additionally, some of the reported data appears specifically for your institution through the College Navigator website and is included in your institution's Data Feedback Report (DFR). The purpose of this summary is to provide you an opportunity to view some of the data that, wh

